
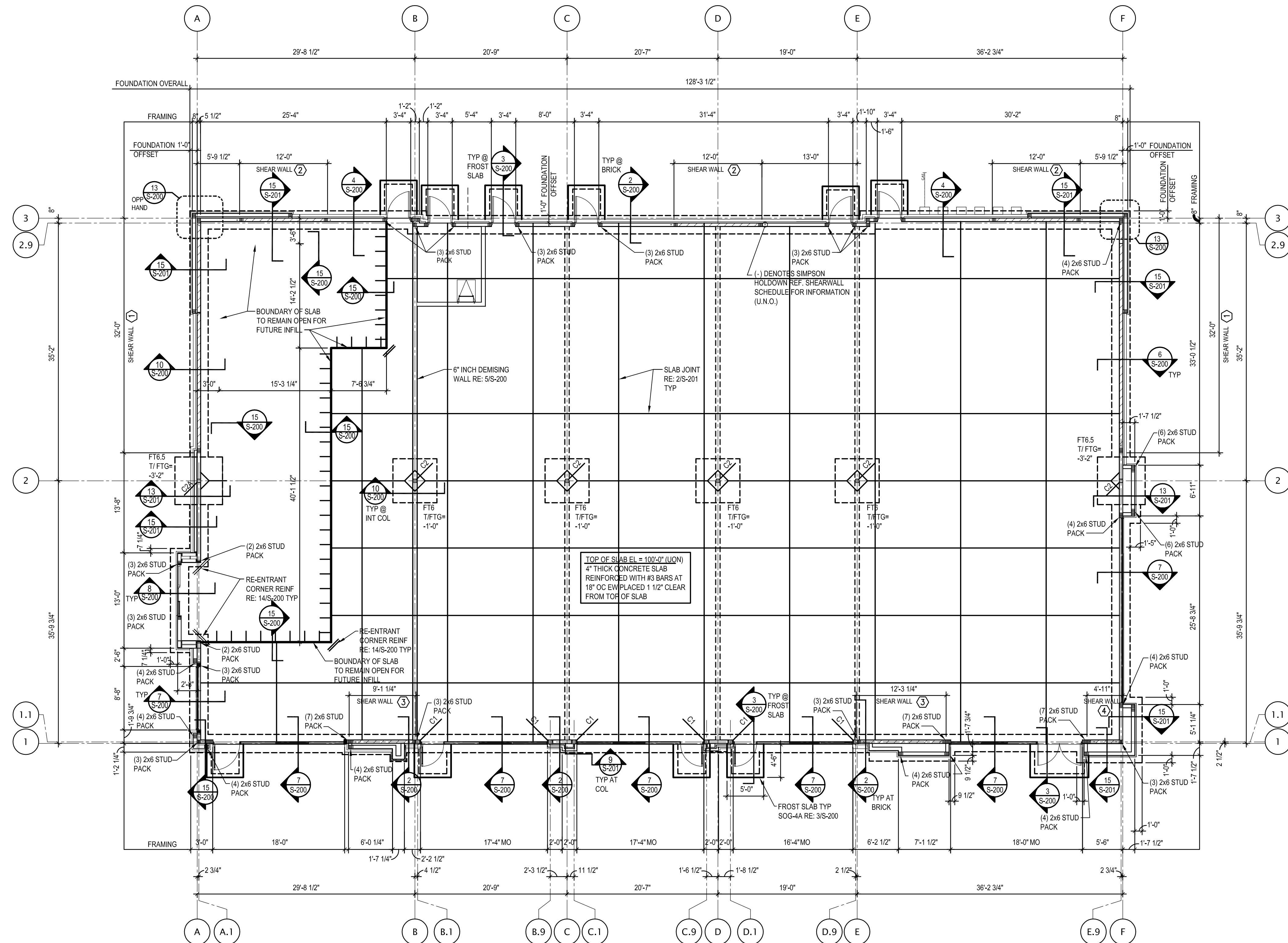


<div> <div>  </div> <div> - DESIGNATES SHEARWALL TYPE </div> </div>	
NOTES:	
1. USE 10# COMMON NAILS	7. HOLD DOWN ANCHORS MUST BE TIED IN PLACE PRIOR TO FOUNDATION INSPECTION.
2. NAIL PANEL FACES @ 12" O.C. - FN	8. FRAMING AT ADJOINING PANEL EDGES SHALL BE 3 INCH NOMINAL OR THICKER AND NAILS SHALL BE STAGGERED WHERE NAILS ARE SPACED AT 3' O.C. OR ARE ON EACH FACE.
3. USE 1/2" PLYWOOD.	9. FN INDICATES FIELD NAILING EN INDICATES EDGE NAILING BN INDICATES BOUNDARY NAILING
4. STAGGER PLYWOOD JOINT AND SILL PLATE NAILING.	
5. FRAMING MEMBERS OR BLOCKING SHALL BE PROVIDED AT THE EDGES OF ALL SHEETS IN SHEARWALLS.	
6. REFER TO 9/5-200 FOR HOLD DOWN ANCHOR EMBEDMENT.	

STRUCTURAL STEEL COLUMN SCHEDULE				
MARK	SIZE	BASE PLATE (t x b x n)	CAP PLATE	ANCHOR RODS
C1	HSS6x6x5/16	3/4" x 12" x 1'-0"		(4) 3/4" DIA
C2, C2A	HSS5 1/2x5 1/2 x3/8	3/4" x 12" x 1'-0"		(4) 3/4" DIA

FOOTING SCHEDULE		
MARK	SIZE	REINFORCEMENT
F1	3'-0"x7'-6"x25'-0"	2-#7 LONG BARS T & B #6 x 6'-10" SHORT T & B
FT6	6'-0"x6'-0"x1'-4"	(5) #6 EW TOP & BOT
FT6.5	6'-6"x6'-6"x1'-4"	(6) #6 EW TOP & BOT



FOUNDATION PLAN	1
Scale= 1/8" = 1'-0"	S-101



CFT DEVELOPMENT, LLC.
1683 Walnut Grove Ave.
Rosemead, California
91770
Telephone: 626.799.9898
Facsimile: 626.372.8288

All ideas, designs, arrangement and plans indicated or represented by this drawing are the property of CFT Development, LLC. and were created for use on this specific project. None of these ideas, designs, arrangements or plans may be used by or disclosed to any person, firm, or corporation without the written permission of CFT Development, LLC.

REVISIONS:


ISSUE DATE:	
PERMIT SET	2020-11-13

ISSUE DATE:

PERMIT SET	2020-11-13

DRAWN BY: DWG

CFT PROJECT #:
ARCH PROJECT #: JCDT190143



I certify that these documents were prepared or approved by me, and that I am a
duly licensed architect or engineer under the laws of the State of Maryland, license
number 38483, expiration date 02-17-2022

NORR
ARCHITECTS ENGINEERS PLANNERS

CFT PLAZA
S-19-0029

210 MALCOLM DR.
WESTMINSTER, MD 21157

S-101

FOUNDATION PLAN